NO.	NAME	MATERIAL	FINISH
1	HOUSING	Nylon	
2	TERMINAL	BRASS	Gold-Tin Plated
3	SHELL	BRASS	Ni Plated

REV	ZONE	REVISION	DATE	APPD.
A.1	A	Pin 1.0mm設變為0.60mm	2009.12.24	Connie
A.2	B	外殼背部尾端 1.06mm設變為0.50mm	2010.01.20	Connie
A.3		外殼鐵腳取消凸點	2010.05.24	Connie

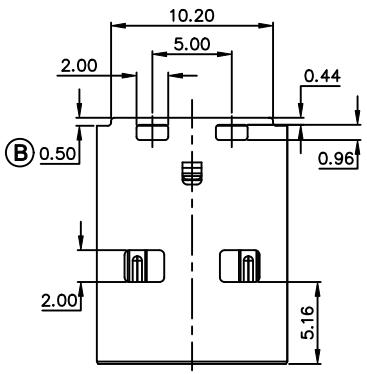

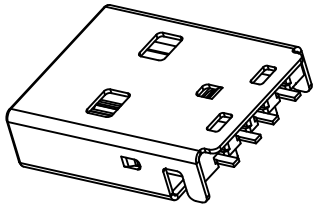

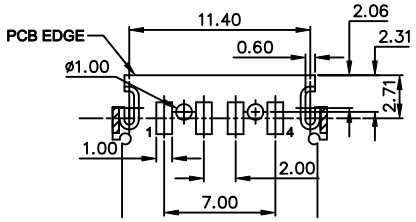

RECOMMENDED PCB LAYOUT
TOP VIEW



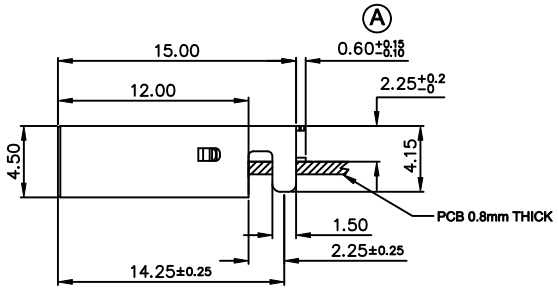

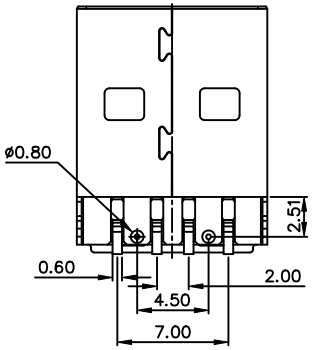

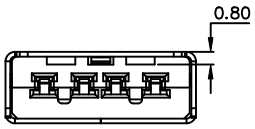

SUA - 113M∗-∗∗∗

- Series
- Type
- Color
  B : Black
- Material
  P : Nylon
- Version
  1 : 1.1
  2 : 2.0
- Shell
  N : Nickel Plated

POWERWAY ELECTRONICS CO.,LTD. 博歲電子股份有限公司	COMPUTER NO.		UNIT	SCALE	PART NAME	
	D : \ DWG \ SUA-113M		mm	1 : 1	USB. TYPE A PLUG FLAT 90° SMT	
	APPD.	CKD.	DWG.	DATE	TOLERANCE	REV.
MODEL SUA-113M∗-∗∗∗ PAGE 1 OF 1		Chindge	Connie	2010-01-20	0.000mm ± 0.075mm 0.00 mm ± 0.15 mm 0.0 mm ± 0.25 mm	A.3