

NO.	NAME	MATERIAL
1	HOUSING	PBT / Nylon
2	PIN TERM.	BRASS
3	SHELL	BRASS / SPCC

SUA-111M*-*-*

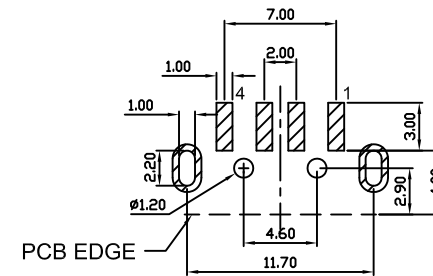
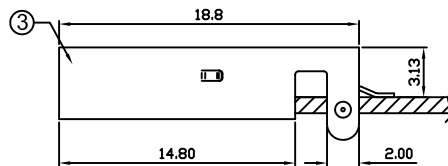
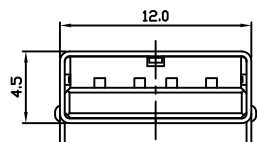
Series _____
 Type _____
 Color _____
 B : Black
 W : White

Shell
 T : Tin Plated
 F : SPCC
 N : Nickel Plated (Foggy Surface)

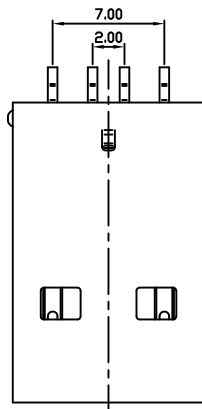
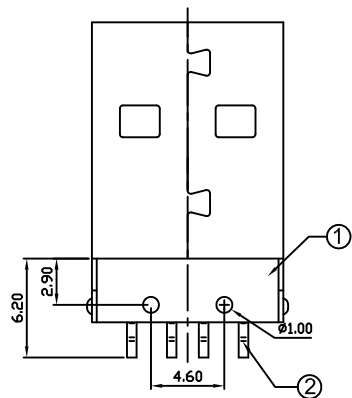
Version
 1 : 1.1
 2 : 2.0

Material
 B : PBT
 P : Nylon

REV	ZONE	REVISION	DATE	APPD.
A.1	(A)	增加Foggy Surface敘述	2009.3.24	Aaron



**SUGGESTED PCB LAYOUT
TOP VIEW**



POWERWAY ELECTRONICS CO.,LTD.
 博 歲 電 子 股 份 有 限 公 司

COMPUTER NO.			UNIT	SCALE	PART NAME	
D:\DWG\SUA-111M			mm	1:1	USB. TYPE A PLUG FLAT90° SMT	
APPD.	CKD.	DWG.	DATE	TOLERANCE		REV.
	Michael	Valiant	2007-01-05	0.000mm ± 0.075mm 0.00 mm ± 0.15 mm 0.0 mm ± 0.25 mm		A.1

MODEL SUA-111M*-*-* PAGE 1 OF 1