

NO.	NAME	MATERIAL
1	HOUSING	PBT / Nylon
2	PIN TERM.	BRASS
3	SHELL	BRASS / SPCC

# SUA-111H2\*-\*-\*

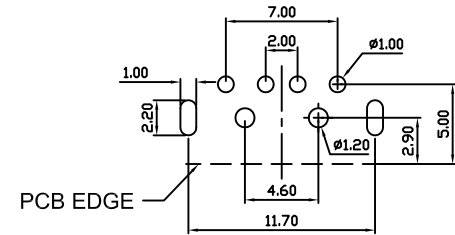
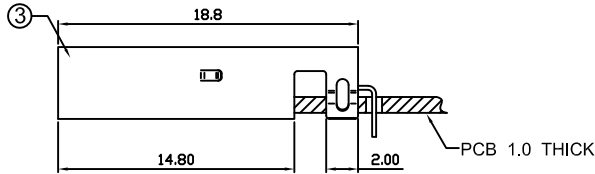
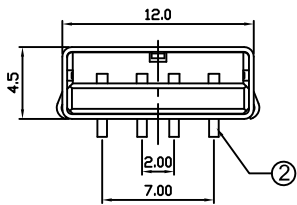
Series \_\_\_\_\_  
 Type \_\_\_\_\_  
 Color \_\_\_\_\_  
 B : Black  
 W : White

Shell  
 T : Tin Plated  
 F : SPCC  
 N : Nickel Plated (Foggy Surface)

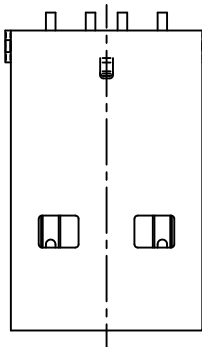
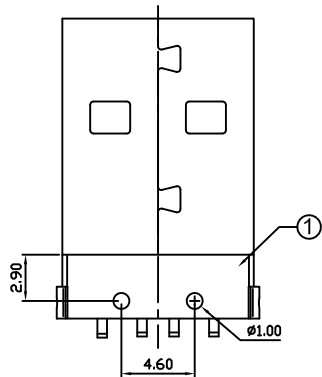
Version  
 1 : 1.1  
 2 : 2.0

Material  
 B : PBT  
 P : Nylon

REV	ZONE	REVISION	DATE	APPD.
A.1	(A)	增加Foggy Surface敘述	2009.3.24	Aaron



**SUGGESTED PCB LAYOUT  
TOP VIEW**



**POWERWAY ELECTRONICS CO.,LTD.**  
 博 歲 電 子 股 份 有 限 公 司

COMPUTER NO.			UNIT	SCALE	PART NAME	
D : \DWG \SUA-111H2			mm	1 : 1	USB. TYPE A PLUG FLAT90° DIP	
APPD.	CKD.	DWG.	DATE	TOLERANCE		REV.
	Michael	Valiant	2007-03-28	0.000mm ± 0.075mm 0.00 mm ± 0.15 mm 0.0 mm ± 0.25 mm		A.1