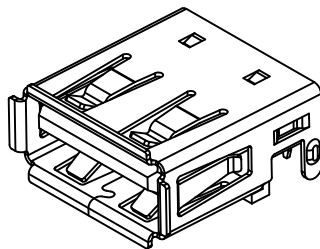
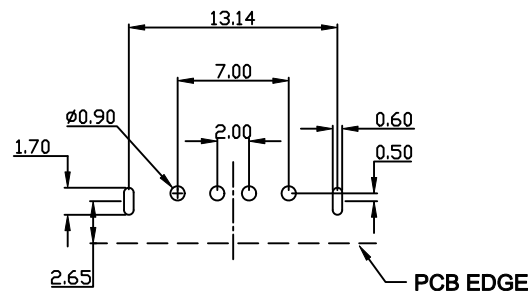
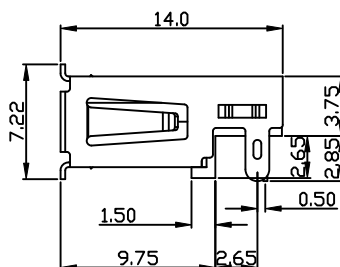
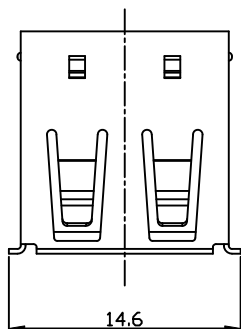


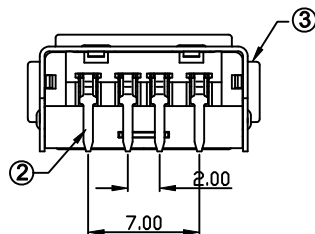
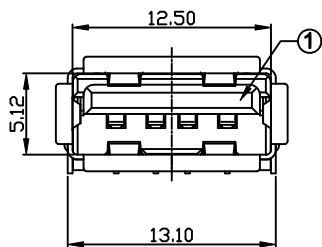
NO.	NAME	MATERIAL	FINISH
1	HOUSING	Nylon / LCP	
2	CONTACT	PHOS. BRONZE	Gold-Tin Plated
3	SHELL	BRASS	Ni Plated



REV	ZONE	REVISION	DATE	APPD.



RECOMMENDED PCB LAYOUT
TOP VIEW



SUA-110E1 *-* **

Series _____ Shell
 Type _____ Z: Nickel Plated (Shiny Surface)
 B: Black _____ Version
 Material _____ 1: 1.1
 P: Nylon _____ 2: 2.0
 L: LCP _____



POWERWAY ELECTRONICS CO.,LTD.
博歲電子股份有限公司

COMPUTER NO.			UNIT	SCALE	PART NAME	
D:\DWG\SUA-110E1			mm	1:1	USB. TYPE A FLAT 90° DTP	
APPD.	CKD.	DWG.	DATE	TOLERANCE		REV.
	Aaron	Eric	2010-04-28	0.000mm ± 0.075mm 0.00 mm ± 0.15 mm 0.0 mm ± 0.25 mm		A.0

MODEL SUA-110E1*-* ** PAGE 1 OF 1

