

RECOMMENDED PCB LAYOUT
TOP VIEW

RECOMMENDED PCB THICKNESS: 1.20±0.05mm

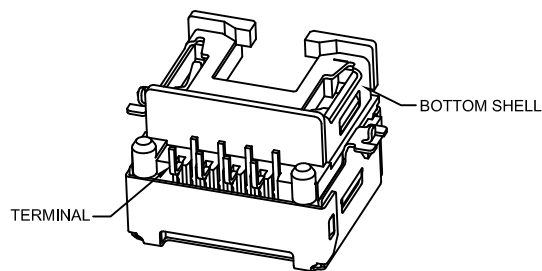
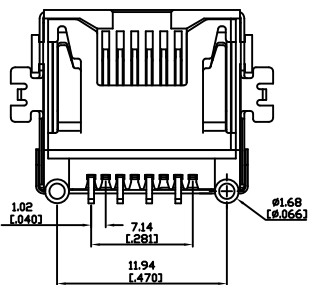
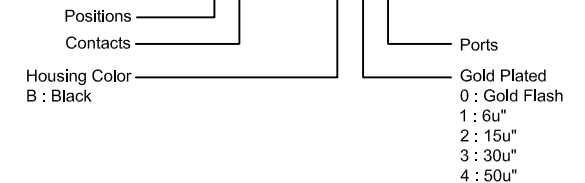
1. Electrical Characteristics :

- 1.1 Insulation Resistance : 500MΩ Min.
- 1.2 Contact Resistance : 50mΩ Max.
- 1.3 Withstand Voltage : 1000 VAC 1 minute.
- 1.4 Current Rating : 1.5A

2. Material:

- 2.1 Housing : Thermoplastic UL94V-0
- 2.2 Terminal: 0.30mm Thickness Phosphor Bronze, Gold plated on the contact area, Tin plated on the soldering area.
- 2.3 Top Shell: Brass, nickel plated on the all area.
- 2.4 Bottom Shell: SUS ,nickel plated on the all area.

PART NO : 8 1 8 8 K 3 - B * 1 0



PW 博 歲 電 子 股 份 有 限 公 司
POWERWAY ELECTRONICS CO.,LTD.

ZONE	REV.	DESCRIPTION	DATE	APPD.	FILE NO : 81 (SERIES)	TITLE	RJ45, 8P8C, Shielded, Offset Type, Thru Hole, RJ11 Mateproof Function		UNIT	mm
(A)					TOLERANCE(公差): 0.000 mm ± 0.075 mm 0.00 mm ± 0.15 mm 0.0 mm ± 0.25 mm	圖 名			單位	inch
(B)						PART NO.	8188K3-B*10		SCALE	1:1
(C)						REV.	A.0	DATE	2010-03-15	
(D)						版本		日期		
(E)						CHECKED BY	Chindge		DRAWN BY	Sam
						審 核		製 圖		