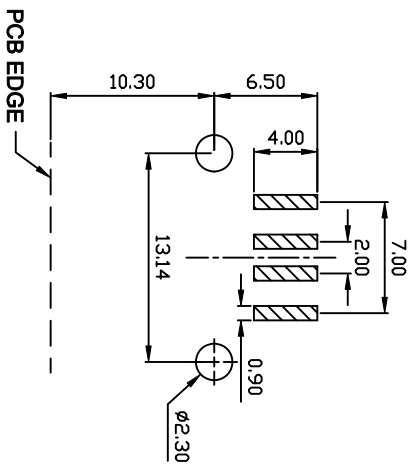
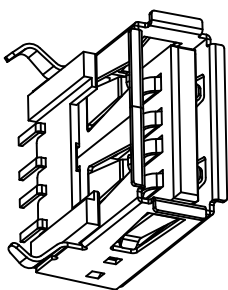
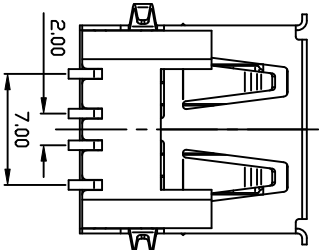
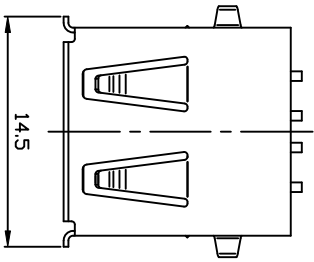


NO.	NAME	MATERIAL
1	HOUSING	PBT / Nylon
2	PIN TERM.	PHOS. BRONZE
3	SHELL	BRASS

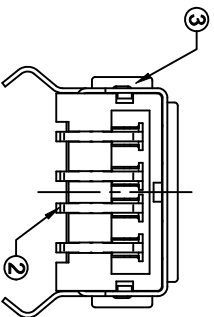
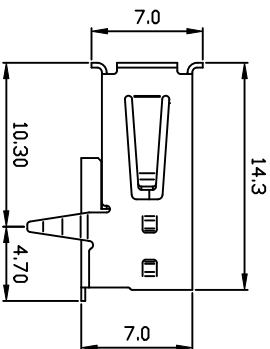
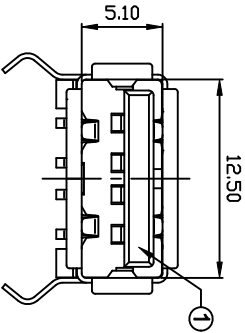
SUA-110M***

- Series _____
- Type _____
- Color _____
 - B : Black
 - W : White
- Shell _____
 - T : Tin Plated
 - F : SPCC
 - Z : Nickel Plated (Shiny Surface)
- Version _____
 - 1 : 1.1
 - 2 : 2.0
- Material _____
 - B : PBT
 - P : Nylon

REV	ZONE	REVISION	DATE	APPD.
A.1	(A)	增加 Z : Nickel Plated (Shiny Surface) 敘述	2009.11.27	Eric



SUGGESTED PCB LAYOUT
TOP VIEW



POWERWAY ELECTRONICS CO.,LTD.
博 歲 電 子 股 份 有 限 公 司

MODEL SUA-110M***

PAGE 1 OF 1

COMPUTER NO.

D:\DWG\SUA-110M

UNIT

mm

SCALE

1:1

PART NAME

USB, TYPE A
FLAT 90° SMT

APPD.

CKD.

DWG.

DATE

TOLERANCE

0.000mm ± 0.075mm
0.00 mm ± 0.15 mm
0.0 mm ± 0.25 mm

Michael

Valiant

2007-06-07



REV.

A.1