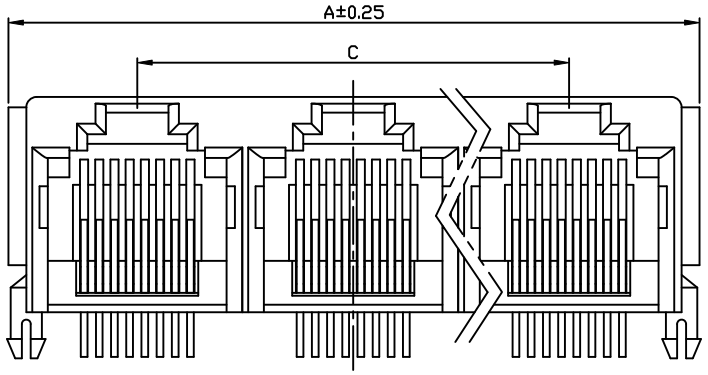

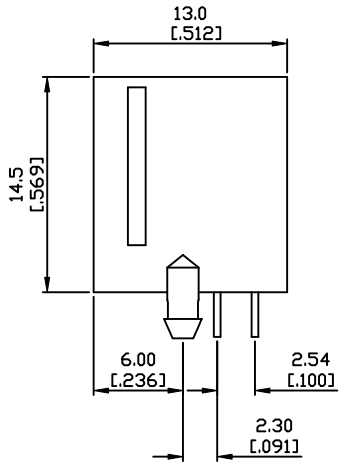

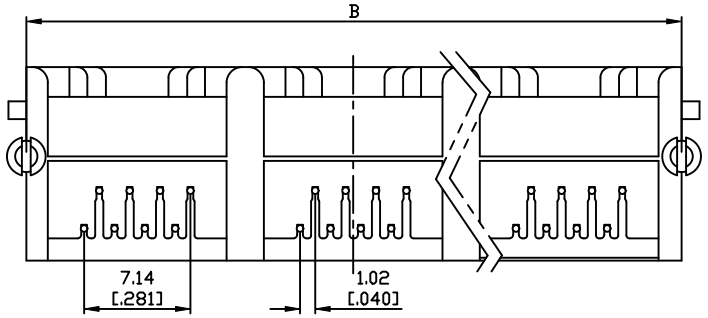

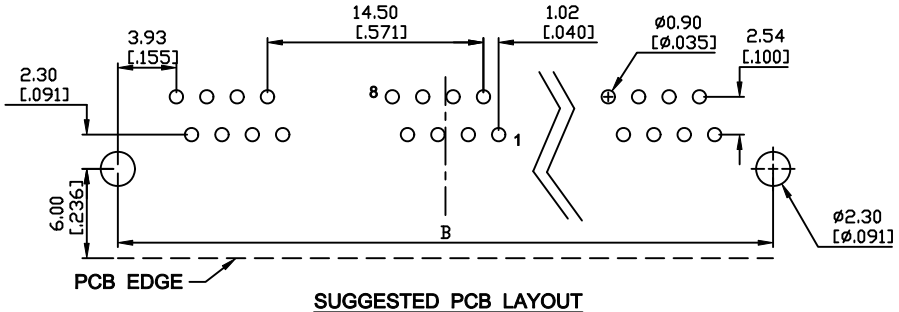

SUGGESTED PCB LAYOUT
TOP VIEW

Electrical Characteristics :
Insulation Resistance : 500MΩ Min.
Contact Resistance : 30mΩ Max.
Withstand Voltage : 1000 VAC 1 minute.
Current Rating : 1.5A

Material:
Housing : Thermoplastic UL94V-0
Contact : Full Gold Plating
Spring Wire : Dia 0.45mm Phosphor Bronze
Optional Gold Plating Over Nickel
CUL File No : E215573

PART NO : 5 2 8 8 - B * *

- Positions
- Contacts
- Housing Color: B : Black
- Ports
- Gold Plated: 0 : Gold Flash; 1 : 6u"; 2 : 15u"; 3 : 30u"; 4 : 50u"

Dimensions	No. Of Ports				
	4	5	6	7	8
A	60.9	75.4	89.9	104.4	118.9
B	58.5	73.0	87.5	102.0	116.5
C	43.5	58.0	72.5	87.0	101.5

博 歲 電 子 股 份 限 公 司
POWERWAY ELECTRONICS CO.,LTD.

ZONE	REV.	DESCRIPTION	DATE	APPD.
Ⓐ	A.1	Withstand Voltage 500修改為1000VAC	2008-08-01	Nick
Ⓑ				
Ⓒ				
Ⓓ				
Ⓔ				

FILE NO : 52 (SERIES)

TOLERANCE(公差) :
0.000 mm ± 0.075 mm
0.00 mm ± 0.15 mm
0.0 mm ± 0.25 mm

TITLE 圖 名	MULTI-PORTS RJ45 SIDE ENTRY PCB JACK			UNIT 單位	mm inch
PART NO. 料 號	5288-B * *			SCALE 比 例	1 : 1
REV. 版 本	A.1	DATE 日 期	2007-04-14		
CHECKED BY 審 核	Michael		DRAWN BY 製 圖	Valiant	